



APPROVAL SHEET

Issued No. :

DESCRIPTION : SMD 3225 CRYSTAL
NOMINAL FREQ. : 8.00 MHz
TAITIEN P/N :
TAITIEN MODEL : 3225-8.00-8-10-10/A
REVISION : 1
DATE : 06/18/2016

CUSTOMER :
CUSTOMER P/N :

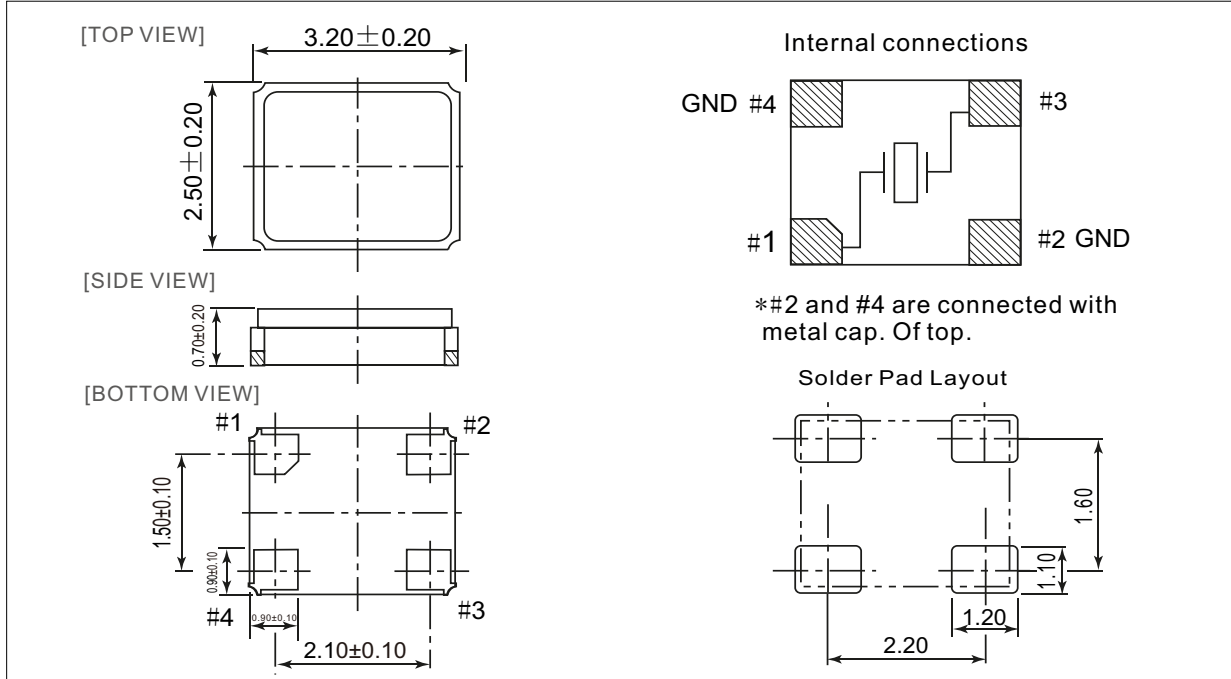
Customer Signature
Approved:
Date:



■ ELECTRICAL SPECIFICATIONS

	Parameter	Min.	Typ.	Max.	Units	Test Condition
1-1	Nominal Frequency	8.00			MHz	
1-2	Frequency Tolerance.	-10		+20	ppm	at 25°C +/-2°C
1-3	Operating Temperature range	-40		+85	°C	
1-4	Storage Temperature range	-55		+125	°C	
1-5	Temperature Characteristics	-10		+20	ppm	-40°C to +85°C
1-6	Nominal Load Capacitance	8			pF	
1-7	Series Resistance			500	Ω	
1-8	Shunt Capacitance			3	pF	
1-9	Motion Capacitance				fF	
1-10	Motion Inductance				mH	
1-11	Q factor				K	
1-12	Spurious Response				dB	
1-13	Frequency Pull ability				ppm/pF	
1-14	C0/C1 Ratio					
1-15	Aging	-3/ year		+3/ year	ppm/year	
1-16	Insulation Resistance	500MΩ Min. @ DC100V				
1-17	Nominal Drive Level	10			μ W	into 10Ω
1-18	Dependency Condition				μ W	
1-19	Drive Level Dependency Resistance Max. Minus Min.				Ω	
	Drive Level Dependency Frequency Max. Minus Min.				ppm	
1-21	Drive Level Dependency Resistance Max.				Ω	

Outline Drawing(mm)

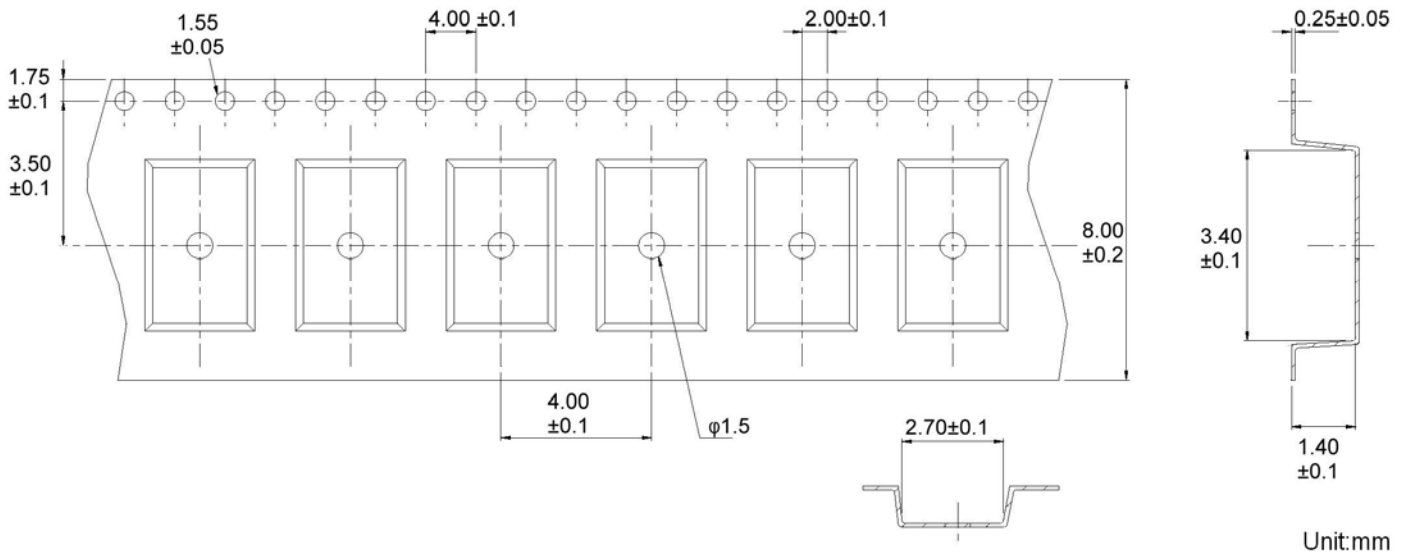


Available options

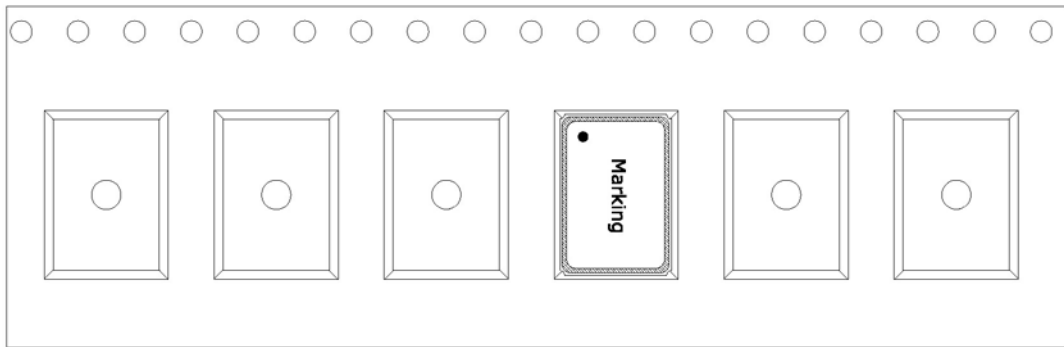
①	②	③	④		⑤						
Type	package (mm)	Frequency range	Load Capacitance (pF)	Freq. Tol. @25°C (ppm)	Freq. Stability (ppm)	Temp. Range(°C)	Special Requirement	Oscillator Mode	Appearance	Lead Free	Dash
1612	1.6x1.2	3.00~100.00MHZ	6	± 5	± 5	A:-20~+70 B:-40~+85 J:-40~+105	For Automotive Spurious DId No special Pullability Several	AT Fundamental At3rd Over tone	Normal	Rohs Compliant	-
2016	2.0x1.6		7	± 10	± 10						
2520	2.5x2.0		8	± 15	± 15						
3225	3.2x2.5		9	± 20	± 20						
5032	5.0x3.2(4pads)		10	± 25	± 25						
6035	6.0x3.5		12	± 30	± 30						
3225	3.2x2.5(2pads)		15	± 40	± 40						
5032	5.0x3.2(2pads)		16	± 50	± 50						
8045	8.0x4.5		18	± 100	± 100						
49S	11.1x4.68		20	± 150	± 150						
49SS	11.05x4.65x2.5		22								
49MD	13.0x4.85		25								
49SSMD	12.2x4.8x3.0		30								
			32								

PACKAGE INFORMATION

TAPE (CARRIER) DIMENSIONS



THE DIRECTION OF PACKING



REEL DIMENSIONS

